








4th

E04.A-K Literature Text





I E04.A-K.1 Key Ideas and Details

- A E04.A-K.1.1 Demonstrate understanding of key ideas and details in literature.  **A**
 - 1 E04.A-K.1.1.1 Refer to details and examples in a text when explaining what the text explicitly says and when drawing inferences from the text.  **IA1**
 - 2 E04.A-K.1.1.2 Determine a theme of a story, drama, or poem from details in the text; summarize the text.  **IA2**
 - 3 E04.A-K.1.1.3 Describe in depth a character, setting, or event in a story, drama, or poem, drawing on specific details in the text (e.g., a character's thoughts, words, or actions).  **IA3**
-

II E04.B-C.2 Craft and Structure **II**

- A E04.B-C.2.1 Demonstrate understanding of craft and structure in informational texts.  **IIA**
 - 1 E04.B-C.2.1.1 Compare and contrast a firsthand and secondhand account of the same event or topic; describe the differences in focus and the information provided.  **IIA1**
 - 2 E04.B-C.2.1.2 Describe the overall structure (e.g., chronology, comparison, cause/effect, problem/solution) of events, ideas, concepts, or information and text features in a text or part of a text.  **IIA2**
-

III E04.B-C.3 Integration of Knowledge and Ideas **III**

- A E04.B-C.3.1 Demonstrate understanding of connections within, between, and/or among informational texts.  **IIIA**
 - 1 E04.B-C.3.1.1 Explain how an author uses reasons and evidence to support particular points in a text.  **IIIA1**
 - 2 E04.B-C.3.1.2 Integrate information from two texts on the same topic in order to demonstrate subject knowledge.  **IIIA2**
 - 3 E04.B-C.3.1.3 Interpret text features (e.g., headings, graphics, charts, timelines, diagrams) and/or make connections between text and the content of text features  **IIIA3**

IV E04.B-V.4 Vocabulary Acquisition and Use 0.IV

- A** E04.B-V.4.1 Demonstrate understanding of vocabulary and figurative language in informational texts. 0.IVA
- 1** E04.B-V.4.1.1 Determine or clarify the meaning of unknown and multiple-meaning words and phrases based on grade 4 reading and content, choosing flexibly from a range of strategies. 0.IV1
- a** Use context (e.g., definitions, examples, or restatements in text) as a clue to the meaning of a word or phrase. 0.IVA1A
 - b** Use common, grade-appropriate Greek and Latin affixes and roots as clues to the meaning of a word (e.g., telegraph, photograph, autograph). 0.IVA1B
 - c** Determine the meaning of general academic and domain-specific words or phrases used in a text. 0.IVA1C
- 2** E04.B-V.4.1.2 Demonstrate understanding of figurative language, word relationships, and nuances in word meanings. 0.IVA2
- a** Explain the meaning of similes and metaphors in context. 0.IVA2A
 - b** Recognize and explain the meaning of common idioms, adages, and proverbs. 0.IVA2B
 - c** Demonstrate understanding of words by relating them to their antonyms and synonyms. 0.IVA2C
-

Informational Text 1**1 Informational Text** 1

E04.B-K.1.1
Demonstrate understanding of key ideas and details in informational texts 1IA

- A** E04.B-K.1.1.1 Refer to details and examples in a text when explaining what the text says explicitly and when drawing inferences from the text. 1IB
- B** E04.B-K.1.1.2 Determine the main idea of a text and explain how it is supported by key details; summarize the text. 1IC
- C** E04.B-K.1.1.3 Explain events, procedures, ideas, steps, or concepts in a historical, scientific, or technical text, including what happened and why, based on specific information in the text.
-

E04.B-C.2.1
Demonstrate understanding of craft and structure in informational texts. 1II

- A** E04.B-C.2.1.1 Compare and contrast a firsthand and secondhand account of the same event or topic; describe the differences in focus and the information provided. 1IIA
- B** E04.B-C.2.1.2 Describe the overall structure (e.g., chronology, comparison, cause/effect, problem/solution) of events, ideas, concepts, or information and text features in a text or part of a text. 1IIB
-

E04.B-C.3.1
Demonstrate understanding of connections within,

- A** E04.B-C.3.1.1 Explain how an author uses reasons and evidence to support particular points in a text. 1IIIA

between, and/or among informational texts. **1IIII**

B E04.B-C.3.1.2 Integrate information from two texts on the same topic in order to demonstrate subject knowledge. 1IIIB

C E04.B-C.3.1.3 Interpret text features (e.g., headings, graphics, charts, timelines, diagrams) and/or make connections between text and the content of text features. 1IIIC

E04.B-V.4.1 Demonstrate understanding of vocabulary and figurative language in informational texts 1IV

A E04.B-V.4.1.2 Demonstrate understanding of figurative language, word relationships, and nuances in word meanings. 1IVA

- 1 a. Explain the meaning of similes and metaphors in context. **1IVA1**
- 2 b. Recognize and explain the meaning of common idioms, adages, and proverbs. **1IVA2**
- 3 c. Demonstrate understanding of words by relating them to their antonyms and synonyms. **1IVA3**

B E04.B-V.4.1.1 Determine or clarify the meaning of unknown and multiple-meaning words and phrases based on grade 4 reading and content, choosing flexibly from a range of strategies. 1IVB

- 1 a. Use context (e.g., definitions, examples, or restatements in text) as a clue to the meaning of a word or phrase **1IVB1**
 - 2 b. Use common, grade-appropriate Greek and Latin affixes and roots as clues to the meaning of a word (e.g., telegraph, photograph, autograph). **1IVB2**
 - 3 c. Determine the meaning of general academic and domain-specific words or phrases used in a text. **1IVB3**
-

E04.D.1 Conventions of Standard English 2

I E04.D.1 Conventions of Standard English 2I

- A E04.D.1.1 Demonstrate command of the conventions of standard English grammar and usage 2IA
- 1 E04.D.1.1.1 Use relative pronouns (e.g., who, whose, whom, which, that) and relative adverbs (e.g., where, when, why). 2IA1
 - 2 E04.D.1.1.2 Form and use the progressive verb tenses (e.g., I was walking, I am walking, I will be walking). 2IA2
 - 3 E04.D.1.1.3 Use modal auxiliaries (e.g., can, may, must) to convey various conditions. 2IA3
 - 4 E04.D.1.1.4 Order adjectives within sentences according to conventional patterns (e.g., a small red bag rather than a red small bag). 2IA4
 - 5 E04.D.1.1.5 Form and use prepositional phrases. 2IA5
 - 6 E04.D.1.1.6 Produce complete sentences, recognizing and correcting inappropriate fragments and run-on sentences.* 2IA6
 - 7 E04.D.1.1.7 Correctly use frequently confused words (e.g., to, too, two; there, their, they're). 2IA7
 - 8 E04.D.1.1.8 Ensure subject-verb and pronoun-antecedent agreement.* 2IA8
- B E04.D.1.2 Demonstrate command of the conventions of standard English capitalization, punctuation, and spelling. 2IB
- 1 E04.D.1.2.1 Use correct capitalization 2IB1
 - 2 E04.D.1.2.2 Use commas and quotation marks to mark direct speech and quotations from a text. 2IB2
 - 3 E04.D.1.2.3 Use a comma before a coordinating conjunction in a compound sentence. 2IB3
 - 4 E04.D.1.2.4 Spell grade-appropriate words correctly 2IB4

VII E04.D.2 Knowledge of Language VII

- A E04.D.2.1 Use knowledge of language and conventions. VIIA
- 1 E04.D.2.1.1 Choose words and phrases to convey ideas its conventions. precisely.* VIIA1
 - 2 E04.D.2.1.2 Choose punctuation for effect.* VIIA2
 - 3 E04.D.2.1.3 Choose words and phrases for effect.* VIIA3

VIII E04.E.1 Evidence-Based Analysis of Text VIII

- A** E04.E.1.1 Draw evidence from literary or informational texts to support analysis, reflection, and/or research. **VIIIA**
 - 1** E04.E.1.1.1 Introduce text(s) for the intended audience, state an opinion and/or topic, establish a situation, and create an organizational structure in which related ideas are logically grouped to support the writer's purpose. **VIIIA1**
 - 2** E04.E.1.1.2 Develop the analysis using a variety of evidence from text(s) to support claims, opinions, ideas, and inferences. **VIIIA2**
 - 3** E04.E.1.1.3 Link ideas within categories of information using words and phrases (e.g., another, for example, also, because). **VIIIA3**
 - 4** E04.E.1.1.4 Use precise language and domain-specific vocabulary to inform about or explain the topic and/or convey the experience and events. **VIIIA4**
 - 5** E04.E.1.1.5 Provide a concluding statement or section related to the analysis presented. **VIIIA5**